



# CUTTER MOTORCYCLES

## BMW R 12 G/S

### QUICK ASSEMBLY GUIDE | [REAR COMBO](#)

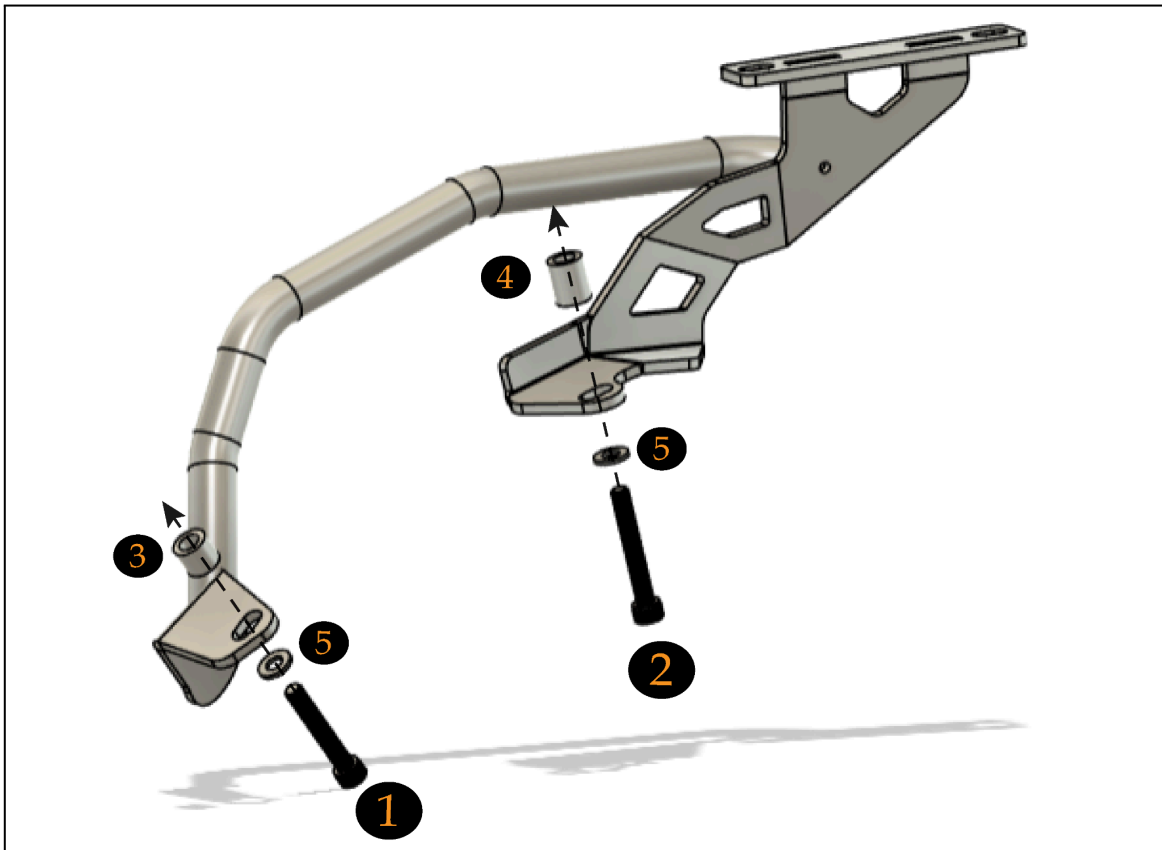
#### **Tools Required**

- ☐ Ratchet + Extension
- ☐ T40 Torx Socket
- ☐ 6mm Allen Socket
- ☐ Blue Loctite (recommended)

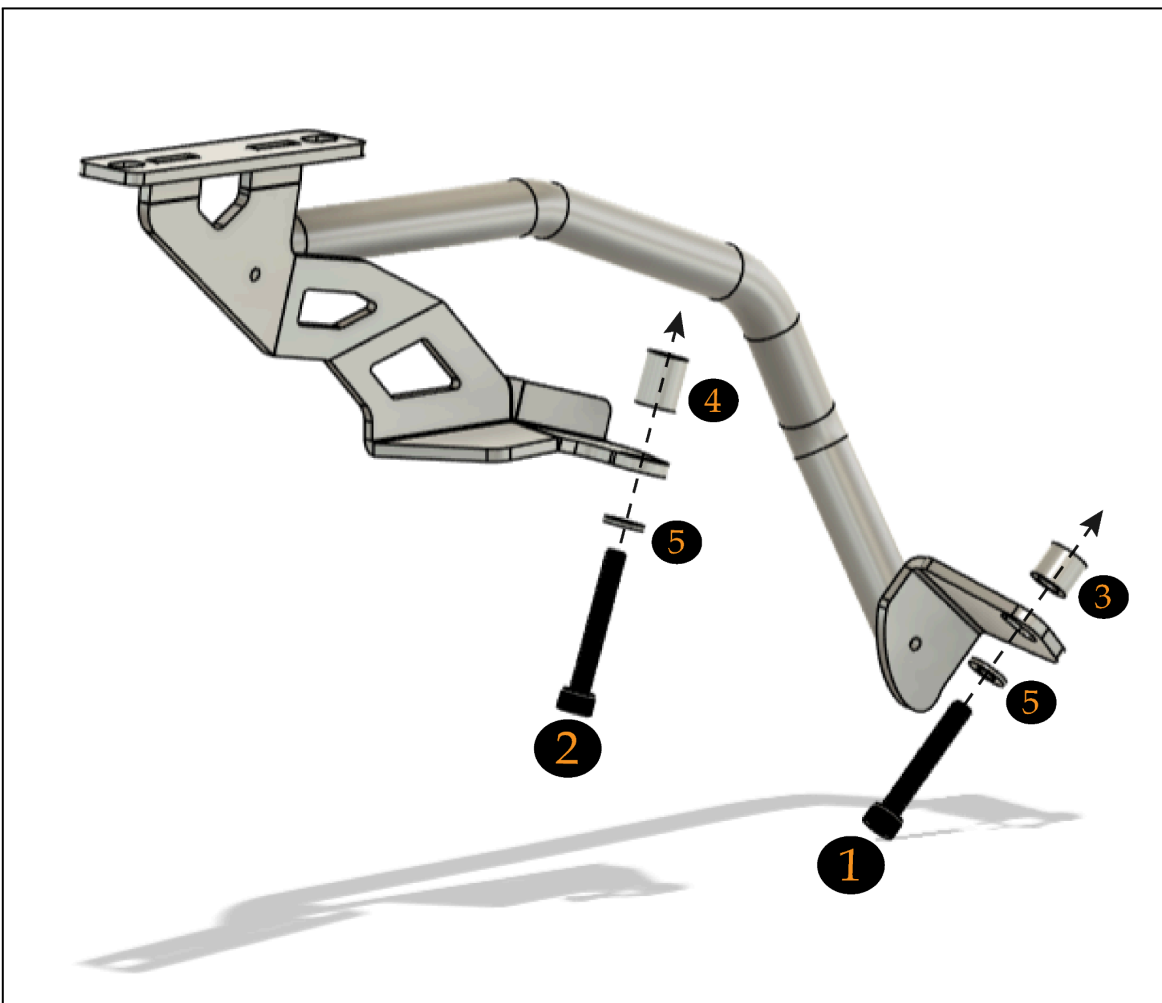
Number	QTY	Specifications	Torque (NM)
<u>1</u>	2	M8 x 50mm Allen Head	*
<u>2</u>	2	M8 x 55mm Allen Head	*
<u>3</u>	2	Short 14mm Spacer	-
<u>4</u>	2	Long 20mm Spacer	-
<u>5</u>	8	M8 Washer	-
<u>6</u>	4	M8 x 20mm Counter Sunk Allen Head	23
<u>7</u>	4	M8 Nyloc Nut	-

\* PLEASE REFER TO THE OWNER'S (OR SERVICE) MANUAL FOR **OEM** TORQUE SPECIFICATIONS.\*

**STEP 1 (Right Side) :**

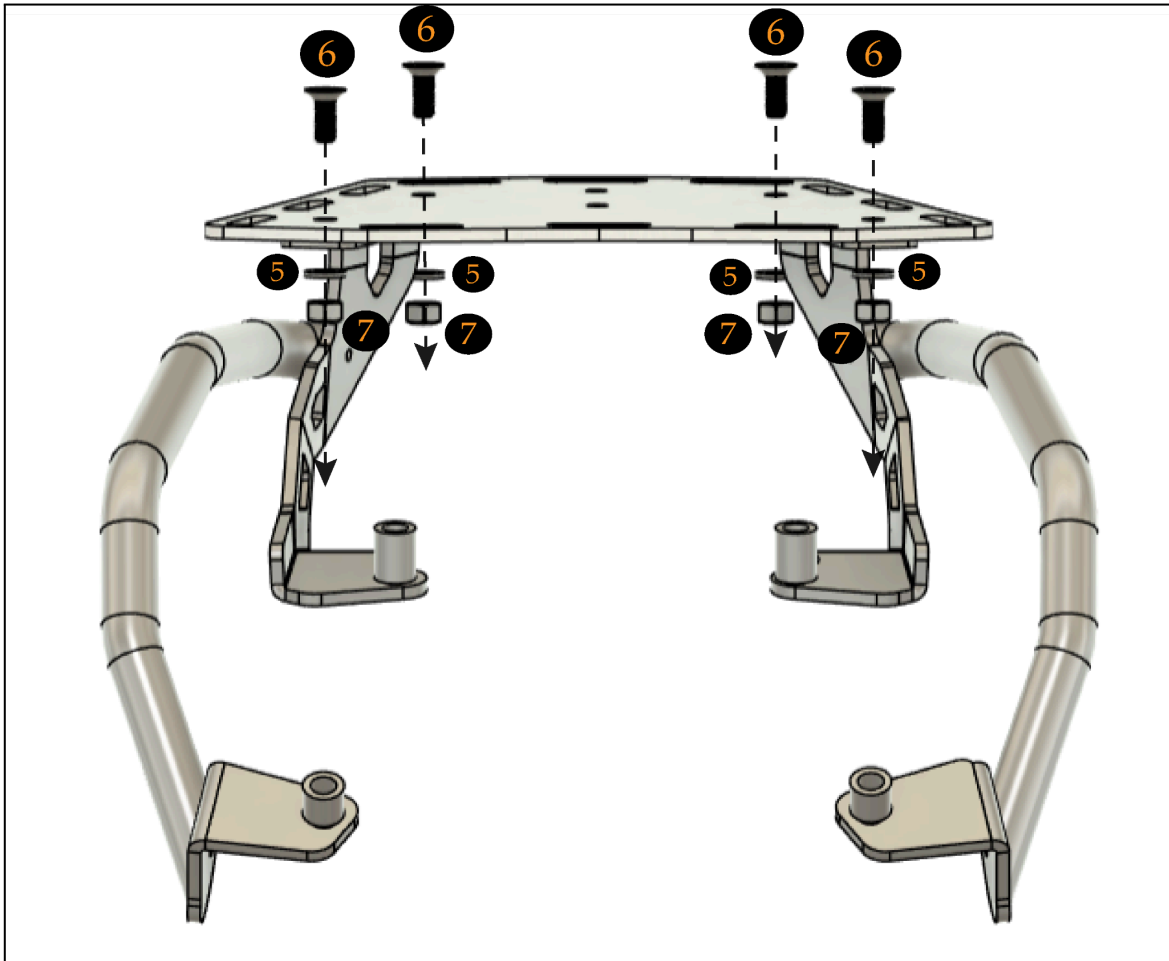


**STEP 2 (Left Side) :**



\* PLEASE REFER TO THE OWNER'S (OR SERVICE) MANUAL FOR **OEM** TORQUE SPECIFICATIONS.\*

### STEP 3:



#### **\* Torque Disclaimer \***

Torque specs provided by Outback Motortek are for guidance only and may reference OEM data. Incorrect torque application from miscalibrated or improperly stored torque wrenches (which can drift by up to 20% within 12 months) may cause broken studs or mounting failures. Always return torque wrenches to 0 ft-lbs when storing, and use blue Loctite (medium strength) on all fasteners to help prevent loosening. Outback Motortek is not responsible for damage or failures caused by mis-torquing or improper installation.